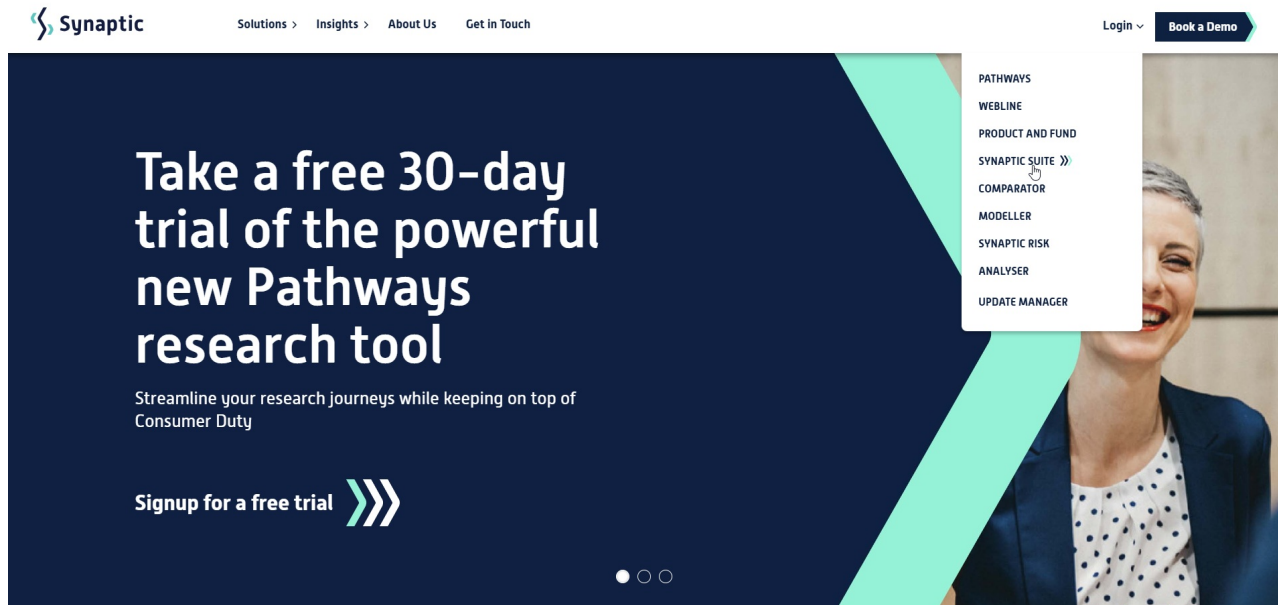


Logging into Webline through the Synaptic Suite

Last Modified on 05/02/2025 11:31 am GMT

Webline can be accessed via the Synaptic Software Limited website.

Go to www.synaptic.co.uk. Click **Login** in the top right side of the webpage and select **Synaptic Suite**.



Click on Synaptic. This will take you to the Synaptic login page as shown next.



Welcome

Please enter your security details. Unauthorised access could lead to prosecution.

User Name

Password

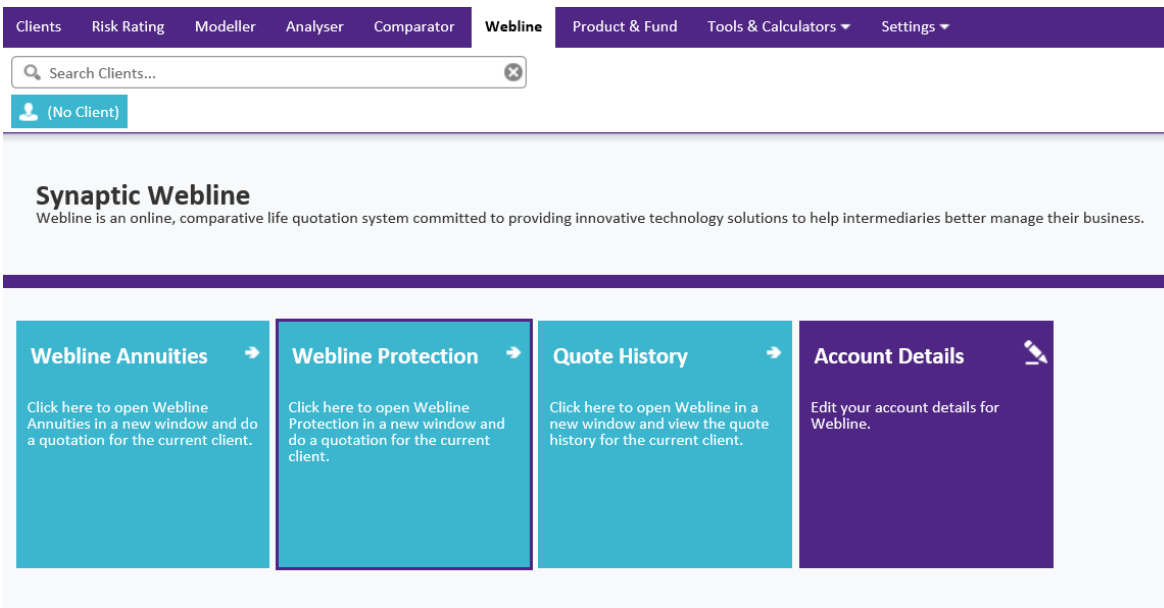
[Sign In](#)

[Forgotten your password?](#)



[Click here to sign in with a Unipass certificate](#)

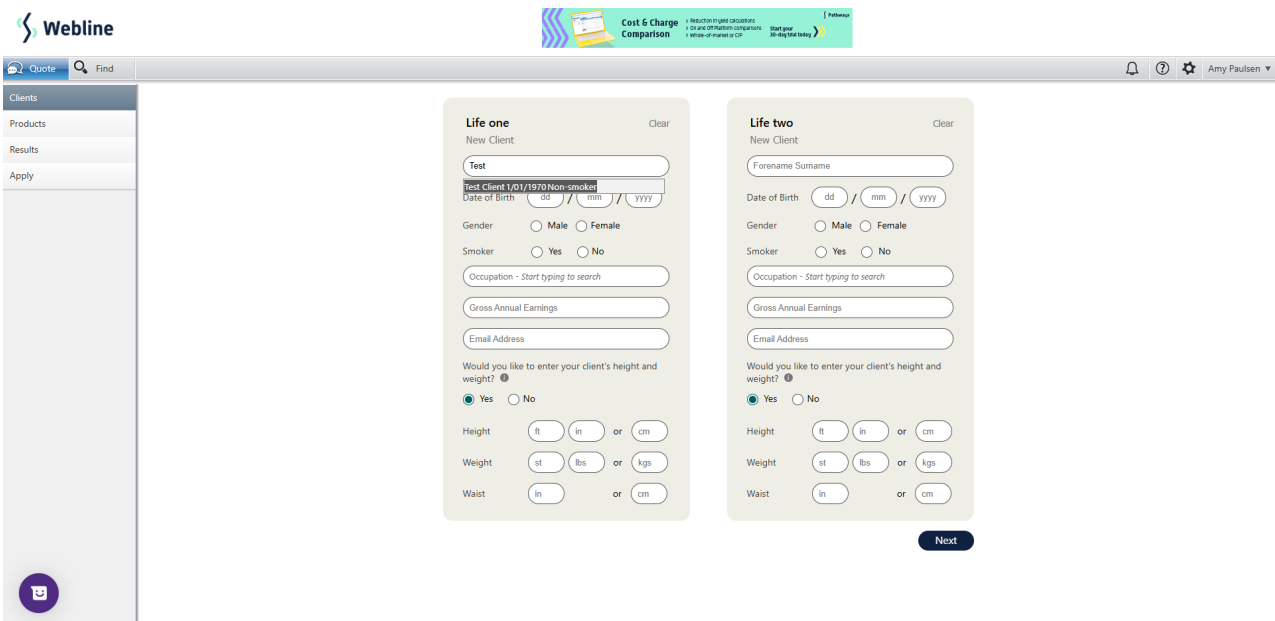
Once you have signed in, you can access Webline from the Webline tab.



Click on **Weblines Protection** -> to start.

For any annuity quotes and setting up your agency codes and preferred panel if applicable, you will need to use **Weblines Annuities** tab, this will open another window in your browser and take you Weblines version 1, which you guide you should have received as part of your licence package.

The Weblines home page will now appear as shown below:



If you have forgotten your password, as of May 2020, you are able to reset your password yourself through the 'Forgotten your password' link on the homepage. If you have any questions, contact our Application Support team on 0808 164 5463 Option 1 or email support@synaptic.co.uk.