

Off-Platform Holdings - Holding Report

Last Modified on 26/02/2024 4:27 pm GMT

Navigate into the holding:

Ms. Susanna West

Follow Edit New Contact New Opportunity

Account Name: Ms. Susanna West | Phone: 0755555555 | Email: amy.wood@synaptic.co.uk | Contact Owner: Amy Paulsen

Related Details Medical **Holdings** Related Contacts Family ALUM

Off-Platform Holdings (3)

Name	Contract Reference	Current Value
Personal Pension Fully Insured	JY701GHX	£151,527.15
Flexible Transitions Account	hy67g	£287,933.69
Royal London Pension	8HG67IO	£0.00

Platform Holdings (3)

Name	Provider Name	Contract Reference	Current Value
Aegon Platform	Aegon Platform		£0.00
Quilter	Quilter	ry567fg	£497,028.96
Aviva Wrap	Aviva Wrap UK Ltd		£231,749.80

Recent Items (3): Test ATR Feb24, Test ATR 2, Test

Activity: Chatter

To create a **Holding Report**, click on the drop down arrow on the top right of the screen:

Personal Pension | Fully Insured

Request Valuation Risk Rate Holding Edit **Delete** (dropdown)

Client: Susanna West | Current Value: £151,527.15 | Current Risk Rating: 3 | Balanced

Details Underlying Assets Cash Accounts Assets Performance Settings Reviews Transaction History

Name: Personal Pension | Fully Insured | Description: Test Description for Quilter Pension

Start Date: 07/11/2019 | End Date: 06/11/2033

Remaining Term: 9 | Review Date: 07/11/2024

Rolling Term Basis: | Last Modified Date: 26/02/2024, 15:59

Surrender/Transfer Value: 254,000.00

Weighting By Class Allocation:

- 32.42% - Global Equities (ex UK)
- 18.48% - US Fixed Income
- 16.38% - Global Bonds (ex UK)
- 15.10% - European Fixed Income
- 7.41% - UK Equities
- 4.73% - UK Govt Bonds
- 3.39% - Emerging Markets Equities
- 1.47% - UK Corporate Bonds
- 0.62% - Cash

Weighting By Funds:

- 55.16% - Vanguard LifeStrategy 20% Equity UCITS ETF Dis
- 30.59% - Vanguard LifeStrategy 60% Equity A Shares Acc
- 14.25% - Vanguard LifeStrategy 100% Equity A

Contributions (1): 1 item • Updated a few seconds ago

Contribution Id	Record Type	Frequency	Amount	Indexation	Indexation...	Start Date	End Date
C-000170	Regular	Monthly	£200.00	None		09/11/2023	03/11/24

Withdrawals (1)

Select **Holding Report**:

Request Valuation Risk Rate Holding Edit **Delete** (dropdown)

Holding Report

Holding Report

Choose to include **Plan Factsheets** and **Submit**:

Include Plan factsheets?

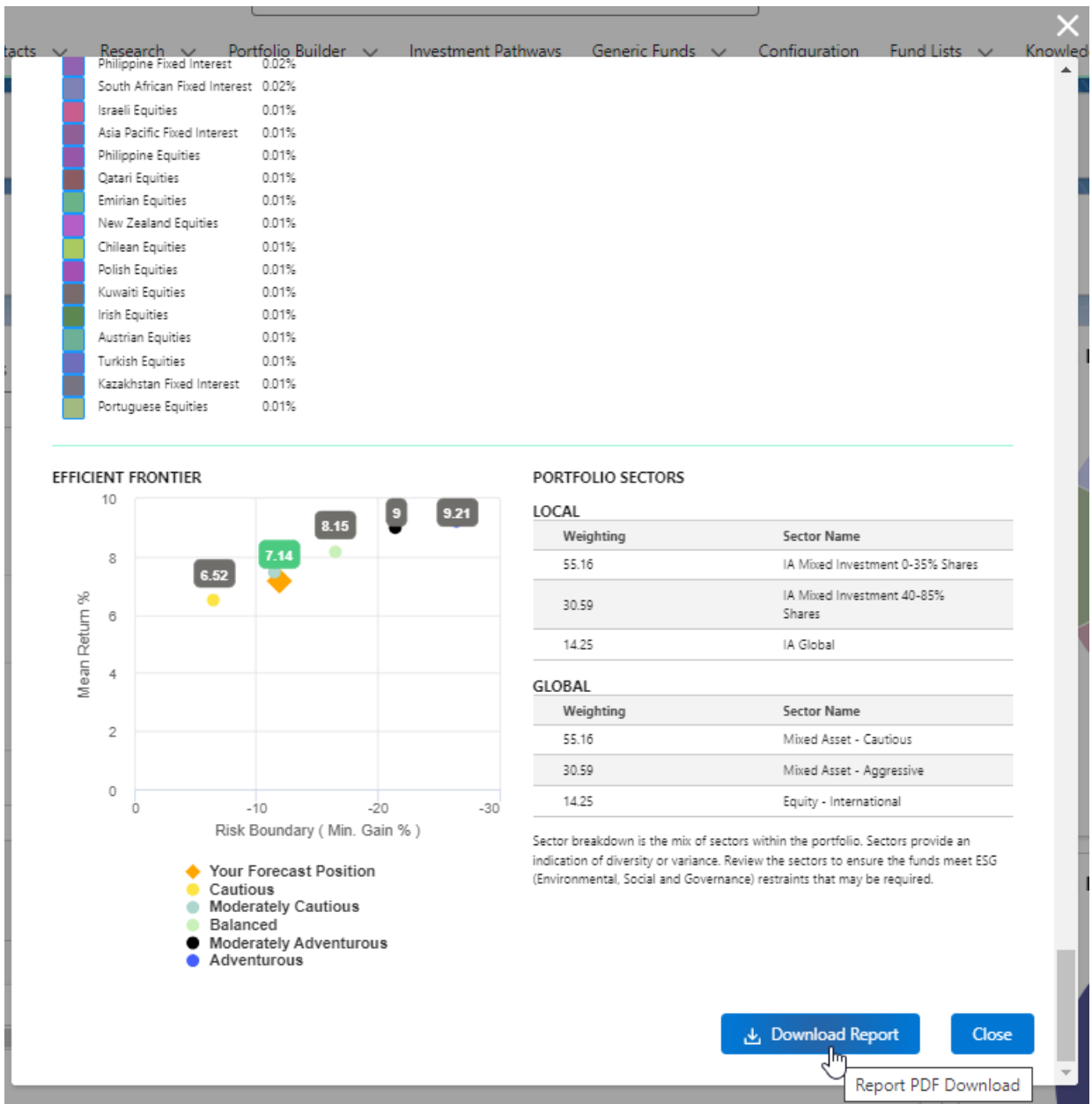
Include Plan Factsheets?

Submit

The report will include:

- Client details
- Plan Summary
- Risk Rating
- Underlying Assets
- Asset Weighting by Class
- Contribution & Withdrawal Schedules
- Product Fund List
- MiFID II Costs & Charges
- Portfolio Statistics
- Cumulative Performance
- Discrete Performance
- Fund Quartile Ranking
- FE Fundinfo Asset Allocation
- Stock Sector
- Geographical
- Efficient Frontier
- Portfolio Sectors

The report will preview on screen and can be downloaded at the bottom of the report:



Report example:

Synaptic Client Holding Report



Prepared For
Susanna West

Report Date
26th February 2024

Prepared By
Amy Paulsen

Firm Name
Synaptic Pathways UAT

Address
1 Parkway FAREHAM, Parkway, Whiteley, Hampshire, PO15 7AA

FRN
623456

Contact Number
01489 882980

OFF-PLATFORM HOLDING - PERSONAL PENSION



Status
In force

Product Name
Personal Pension

Product Type
Personal Pension (Fully Insured)

Provider
Quilter

Contract Number
JY701GHX

Valuation
£151,527.15

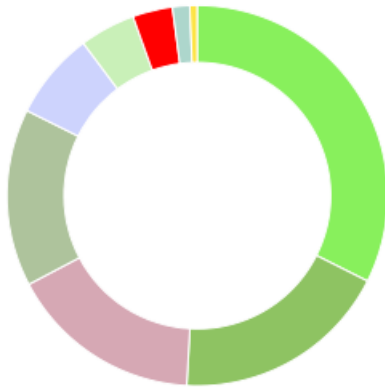
Start Date
7th November 2019

UNDERLYING ASSETS

Name	Fund Code	Number of U...	Unit Price	Value	Weighting	Risk Rating
Vanguard LifeStrategy 100% Equity A Shares Acc	ACDV	65	£332.14	£21,589.09	14.25%	5.5
Vanguard LifeStrategy 20% Equity UCITS ETF Dis	RSYS	4512	£18.53	£83,588.10	55.16%	3
Vanguard LifeStrategy 60% Equity A Shares Acc	ACDQ	200	£231.75	£46,349.96	30.59%	4.8

Synaptic Client Holding Report

ASSET WEIGHTING BY CLASS



Name	Weighting
Global Eq...	32.42%
US Fixed I...	18.48%
Global Bo...	16.38%
European ...	15.1%
UK Equities	7.41%
UK Govt B...	4.73%
Emerging ...	3.39%
UK Corpor...	1.47%
Cash	0.62%

CONTRIBUTION SCHEDULE

Type	Frequency	Amount	Start Date	End Date
Regular	Monthly	£200.00	2023-11-09	2033-11-03

WITHDRAWAL SCHEDULE

Type	Frequency	Amount	Start Date	End Date
Single	Single	£500.00	2025-08-14	-

PRODUCT FUND LIST

Name	Syncode	Promoter	Sector Name	FE Crown Rating	Weighting
Vanguard LifeStrategy 20% Equity UCITS ETF Dis	R5YS	Vanguard Group (Ireland) Limit	Mixed Asset - Cautious		55.16
Vanguard LifeStrategy 60% Equity A Shares Acc	ACDQ	Vanguard Investments UK Limite	Mixed Asset - Aggressive	3	30.59
Vanguard LifeStrategy 100% Equity A Shares Acc	ACDV	Vanguard Investments UK Limite	Equity - International	3	14.25

Synaptic Client Holding Report

MIFID II COSTS & CHARGES

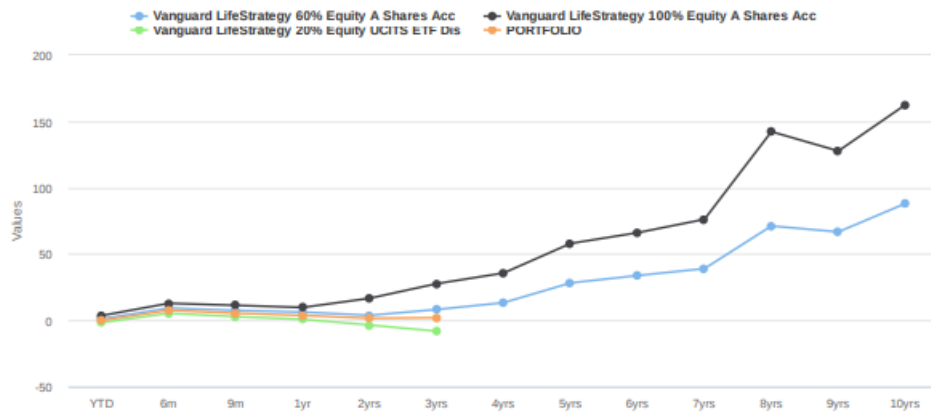
Name	Retail Use	Investor ...	SRRI	Ex-ante E...	Ex-ante E...	Ex-post E...	Ex-post E...	OCF %
Vanguard LifeStrategy® Funds ICVC -...	Y	Y	4					0.22
Vanguard LifeStrategy® Funds ICVC -...	Y	Y	5					0.22
Vanguard Funds PLC - Vanguard LifeStrategy®...	Y	Y	4					0.25

PORTFOLIO STATISTICS

Name	Alpha	Beta	Volatility	Sortino	Sharpe	Kurtosis	R-Squared	Information Ratio
Vanguard LifeStrategy 100% Equity A...	3.27	0.88	10.49	0.54	0.49	-0.53	0.91	0.75
Vanguard LifeStrategy 20% Equity UCITS E...	-1.03	1.14	7.54	-0.72		-0.2	0.83	-0.38
Vanguard LifeStrategy 60% Equity A Shares...	0.08	0.98	8.7	-0.1		-0.32	0.87	

Synaptic Client Holding Report

CUMULATIVE PERFORMANCE

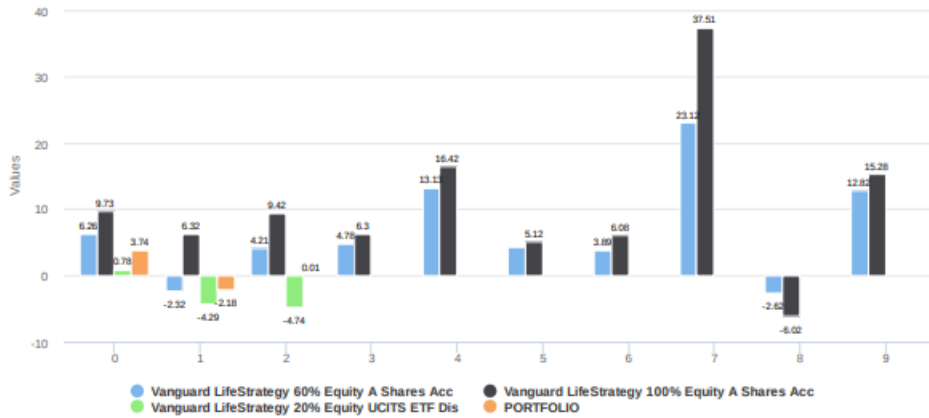


Name	YTD	6M	9M	YR1	YR2	YR3	YR4	YR5	YR6	YR7	YR8	YR9	YR10
Vanguard LifeStrategy 60% Equity A Shares Acc	1.16	9.26	7.49	6.26	3.8	8.17	13.34	28.22	33.8	39.01	71.16	66.68	88.05
Vanguard LifeStrategy 100% Equity A Shares Acc	3.64	12.86	11.33	9.73	16.66	27.66	35.69	57.98	66.07	76.17	142.25	127.67	162.46
Vanguard LifeStrategy 20% Equity UCITS ETF Dis	-1.62	5.33	2.8	0.78	-3.54	-8.12							
PORTFOLIO	-0.02	7.6	5.45	3.74	1.58	1.96							

What is Cumulative Return? A cumulative return on an investment is the aggregate amount that the investment has gained or lost over time, independent of the amount of time involved. The cumulative return is expressed as a percentage.

Synaptic Client Holding Report

DISCRETE PERFORMANCE



Name	YR1	YR2	YR3	YR4	YR5	YR6	YR7	YR8	YR9	YR10
Vanguard LifeStrategy 60% Equity ...	6.26	-2.32	4.21	4.78	13.13	4.35	3.89	23.12	-2.62	12.82
Vanguard LifeStrategy 100% Equit...	9.73	6.32	9.42	6.3	16.42	5.12	6.08	37.51	-6.02	15.28
Vanguard LifeStrategy 20% Equity...	0.78	-4.29	-4.74							
PORTFOLIO	3.74	-2.18	0.01							

Discrete performance is the percentage performance of an investment over specific defined time periods. This is often expressed in calendar years or quarters of a year, with a comparison against a benchmark, or an index.

Synaptic Client Holding Report

FUND QUARTILE RANKING

Vanguard LifeStrategy 60% Equity A Shares Acc

	Yr1	Yr2	Yr3	Yr4	Yr5	Yr6	Yr7	Yr8	Yr9	Yr10
						1			1	1
		2	2	2				2		
	3						3			
		4								

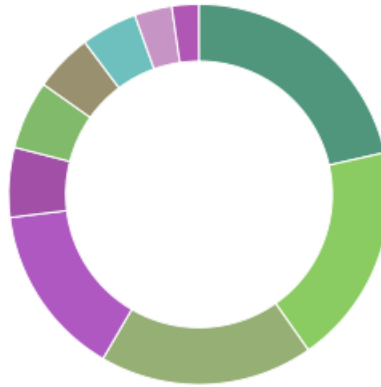
Vanguard LifeStrategy 100% Equity A Shares Acc

	Yr1	Yr2	Yr3	Yr4	Yr5	Yr6	Yr7	Yr8	Yr9	Yr10
		2	2			2		2		2
	3			3	3		3		3	

Vanguard LifeStrategy 20% Equity UCITS ETF Dis

	Yr1	Yr2	Yr3
	4	4	4

TOP TEN HOLDINGS



Name	Weighting
VANGUARD FTSE DEVELOPED WORLD ...	8.66%
VANGUARD US EQUITY INDEX ACC GBP	7.57%
VANGUARD FTSE U.K. ALL SHARE INDE...	7.32%
VANGUARD GLOBAL BOND INDEX FUND	5.9%
VANGUARD EMERGING MARKETS STOC...	2.39%
VANGUARD S&P 500 UCITS ETF G	2.35%
VANGUARD FTSE DEVELOPED EUROPE...	1.99%
VANGUARD UK GOVERNMENT BOND IN...	1.93%
VANGUARD UK INVESTMENT GRADE BO...	1.28%
VANGUARD GLOBAL AGGREGATE BON...	0.92%

What Is a Quartile?

A quartile is a statistical term that describes a division of observations into four defined intervals based on the values of the data and how they compare to the entire set of observations.

The quartile measures the spread of values above and below the mean dividing the distribution into four groups.

A quartile divides data into three points-a lower quartile, median and upper quartile-to form four groups of the dataset.

Quartiles are used to calculate the interquartile range, which is a measure of variability around the median.

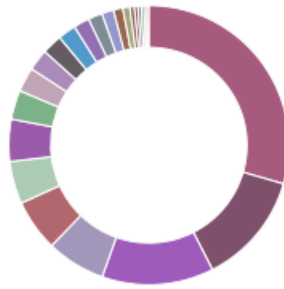
Synaptic Client Holding Report

FE FUNDINFO ASSET ALLOCATION



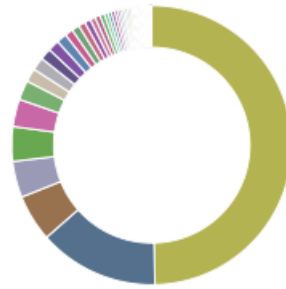
Name	Weighting
North American Equities	16.26%
US Fixed Interest	11.9%
US Government Fixed In...	10.95%
UK Equities	8.55%
Global Fixed Interest	7.09%
US Equities	6.1%
French Fixed Interest	3.71%
Europe ex UK Equities	3.23%
UK Gilts	3.19%
German Fixed Interest	2.83%
Italian Fixed Interest	2.71%
Japanese Equities	2.5%
Global Emerging Market ...	2.39%
Spanish Fixed Interest	1.76%
UK Corporate Fixed Inter...	1.28%
Japanese Fixed Interest	1.25%
UK Fixed Interest	1.22%
Asia Pacific ex Japan Eq...	0.9%
Dutch Fixed Interest	0.86%
Belgian Fixed Interest	0.8%
UK Index-Linked	0.8%
Canadian Fixed Interest	0.63%
Money Market	0.62%
Chinese Equities	0.58%
Austrian Fixed Interest	0.43%
Australian Fixed Interest	0.39%
US Corporate Fixed Inter...	0.37%
European Government F...	0.34%
Swiss Fixed Interest	0.33%
French Equities	0.31%
Irish Fixed Interest	0.29%
German Equities	0.28%
Portuguese Fixed Interest	0.27%
Swiss Equities	0.27%
Chinese Fixed Interest	0.27%
Canadian Equities	0.26%
Australian Equities	0.23%

STOCK SECTOR



Name	Weighting
Government Bonds	29.47%
Industrials	13.03%
Financials	12.91%
Fixed Interest	6.82%
Information Technology	5.98%
Health Care	4.92%
Consumer Discretionary	4.87%
Consumer Staples	3.38%
Technology	2.82%
Utilities	2.49%
Energy	2.32%
Communications	2.08%
Corporate Bonds	1.84%
Materials	1.64%
Asset/Mortgage-Backed ...	1.37%
Real Estate	1.08%
UK Index-Linked Gilts	0.8%
Government Agency Bo...	0.52%
Local Government Bonds	0.41%
Basic Materials	0.39%
Telecommunications	0.33%
Others	0.28%
Money Market	0.25%

GEOGRAPHICAL

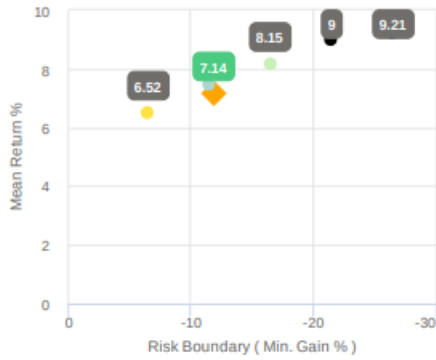


Name	Weighting
USA	49.63%
UK	13.9%
France	5.41%
Germany	4.19%
Japan	4%
Italy	3.18%
Spain	2.27%
Canada	1.56%
Netherlands	1.5%
Australia	1.33%
Switzerland	1.32%
China	1.17%
Korea	0.94%
Belgium	0.89%
Others	0.79%
India	0.69%
Taiwan	0.61%
Sweden	0.57%
Austria	0.52%
Denmark	0.44%
Ireland	0.4%
International	0.39%
Finland	0.37%
Mexico	0.29%
Not Specified	0.29%
Portugal	0.27%
Money Market	0.26%
Hong Kong	0.25%
Brazil	0.24%
Indonesia	0.21%
Singapore	0.19%
Norway	0.19%
Greece	0.15%
Thailand	0.14%
Malaysia	0.14%
South Africa	0.12%
Poland	0.11%

Synaptic Client Holding Report

Qatar Equities	0.01%
Emirian Equities	0.01%
New Zealand Equities	0.01%
Chilean Equities	0.01%
Polish Equities	0.01%
Kuwaiti Equities	0.01%
Irish Equities	0.01%
Austrian Equities	0.01%
Turkish Equities	0.01%
Kazakhstan Fixed Interest	0.01%
Portuguese Equities	0.01%

EFFICIENT FRONTIER



- ◆ Your Forecast Position
- Cautious
- Moderately Cautious
- Balanced
- Moderately Adventurous
- Adventurous

PORTFOLIO SECTORS

LOCAL

Weighting	Sector Name
55.16	IA Mixed Investment 0-35% Shares
30.59	IA Mixed Investment 40-85% Shares
14.25	IA Global

GLOBAL

Weighting	Sector Name
55.16	Mixed Asset - Cautious
30.59	Mixed Asset - Aggressive
14.25	Equity - International

Sector breakdown is the mix of sectors within the portfolio. Sectors provide an indication of diversity or variance. Review the sectors to ensure the funds meet ESG (Environmental, Social and Governance) restraints that may be required.