

Generic Holdings - Underlying Assets

Last Modified on 25/09/2023 11:11 am BST

This article is a continuation of [Generic Holdings - Withdrawals](#)

To add underlying assets to a generic holding, click into the **Underlying Assets** tab:

The screenshot shows the 'Test Personal Pension | Fully Insured' holding page. The 'Underlying Assets' tab is active, displaying a table of contributions and withdrawals. The 'Contributions (1)' table has the following data:

Contribution Id	Record Type	Frequency	Amount	Indexation	Indexation...	Start Date	End Date
C-000187	Regular	Monthly	£200.00	Retail Price Index (RPI) 9%	9.00%	11/05/2023	12/12/2023

The 'Withdrawals (1)' table has the following data:

Withdrawal Id	Record Type	Frequency	Amount	Indexation	Indexation...	Start Date	End Date
W-000020	Regular	Annually	£300.00	Retail Price Index (RPI) 9%	9.00%	20/07/2023	01/03/2023

On the right side of the page, there are sections for 'Weighting By Funds', 'Performance Chart', and 'Weighting By Class Allocation', all of which are currently unavailable. A 'New' button is visible in the bottom right corner of the 'Underlying Assets' section.

Click **New**

The screenshot shows the 'Test Personal Pension' holding page. The 'Underlying Assets' tab is active, displaying a table of underlying assets. The table is currently empty, and a 'New' button is visible in the bottom right corner of the table area.

Complete the details of the asset.

Either leave Underlying asset type to **All** or use the drop down to narrow the search:

New Underlying Asset

Select an Underlying asset type

All

Search Name Search

Number of Units

Enter the number of units

* Value

Enter the value of the asset

Valuation Date

Calendar icon

Cancel Save & New Save

New Underlying Asset

Select an Underlying asset type

All

- ✓ All
- Funds
 - Discretionary Fund Managers
 - Insurance Distribution Directive
 - Multi-Asset
 - In-House Discretionary
- Cash
- Generic Fund

Cancel Save & New Save

Search for the asset using either Citicode, SEDOL, ISIN, and MexID (where supported by the provider)






New Underlying Asset

Select an Underlying asset type

Funds

Search Name

Search


-  (ex Insight DTR) Blackrock Diversified Dynamic Growth (ARC) Pn • Aegon/Scottish Equitable 00HZ
-  (ex Insight DTR) Blackrock Diversified Dynamic Growth Pn • Aegon/Scottish Equitable A7Q6
-  20UGS PINESTONE GLOBAL EQUITY A CHF • Duff & Phelps (Luxembourg) S.a QTAR
-  20UGS PINESTONE GLOBAL EQUITY A EUR • Duff & Phelps (Luxembourg) S.a QTAS
-  20UGS PINESTONE GLOBAL EQUITY A GBP • Duff & Phelps (Luxembourg) S.a

25 Sept 2023

Cancel Save & New Save

Search ACQ

Search

 Vanguard LifeStrategy 60% Equity A Acc • Vanguard Investments UK Limite ACQ

Enter the number of units

As you enter the units, the value will automatically calculate:

Number of Units

600

* Value

£126,176.52

If you would prefer to enter the value, it will automatically calculate the units:

Number of Units

6.0400

* Value

127000

Once complete, **Save**

New Underlying Asset

Select an Underlying asset type

Funds



Vanguard LifeStrategy 60% Equity A Shares Acc • Vanguard Investments UK Limite
ACDQ



Number of Units

600.0000

* Value

£130,846.1400

Valuation Date

25 Sept 2023

Cancel

Save & New

Save

Once saved you will be taken to the holding detail screen. The holding now reflects the asset details:

The screenshot shows the 'Holding' detail screen for 'Test Personal Pension | Fully Insured'. The page includes a navigation menu at the top with options like Synaptic Pathways, Home, and ParaPlanner Access Centre. The main content area is divided into several sections:

- Client Information:** Client: Test Client, Current Value: £130,846.14, Current Risk Rating.
- Details:** A table with fields for Name, Description, Start Date, End Date, Remaining Term, Review Date, Rolling Term Basis, Last Modified Date, and Surrender/Transfer Value.
- Reports View:** A section for 'Contributions (1)' and 'Withdrawals (1)' with a table showing details like Contribution Id, Record Type, Frequency, Amount, Indexation, Start Date, and End Date.
- Weighting By Funds:** A donut chart showing 100.00% allocation to Vanguard LifeStrategy 60% Equity A Shares Acc.
- Performance Chart:** A line chart showing the sum of value over time, with a data point for 25/09/2023.
- Weighting By Class Allocation:** A pie chart showing 40.90% allocation to Global Equities (ex).

Holding
Test Personal Pension | Fully Insured

Client: **Test Client** Current Value: **£130,846.14** Current Risk Rating:

Details **Underlying Assets** Cash Accounts Assets Performance Charges History

Reports View **Tabular View**

Underlying Assets (1) [Settings] [Copy] [New]

1 item • Updated a few seconds ago

<input type="checkbox"/>	Underlying...	Name	Promoter	Type	Number of...	Unit Price	Value	Weighting	
1	<input type="checkbox"/>	U-000261	Vanguard LifeStrategy 60% Equit...	Vanguard Investments UK Limite	Funds	600.0000	218.080000	£130,846.14	100.00%

[View All](#)

For further information on Holdings, see article: [Generic Holdings - Cash Accounts](#)