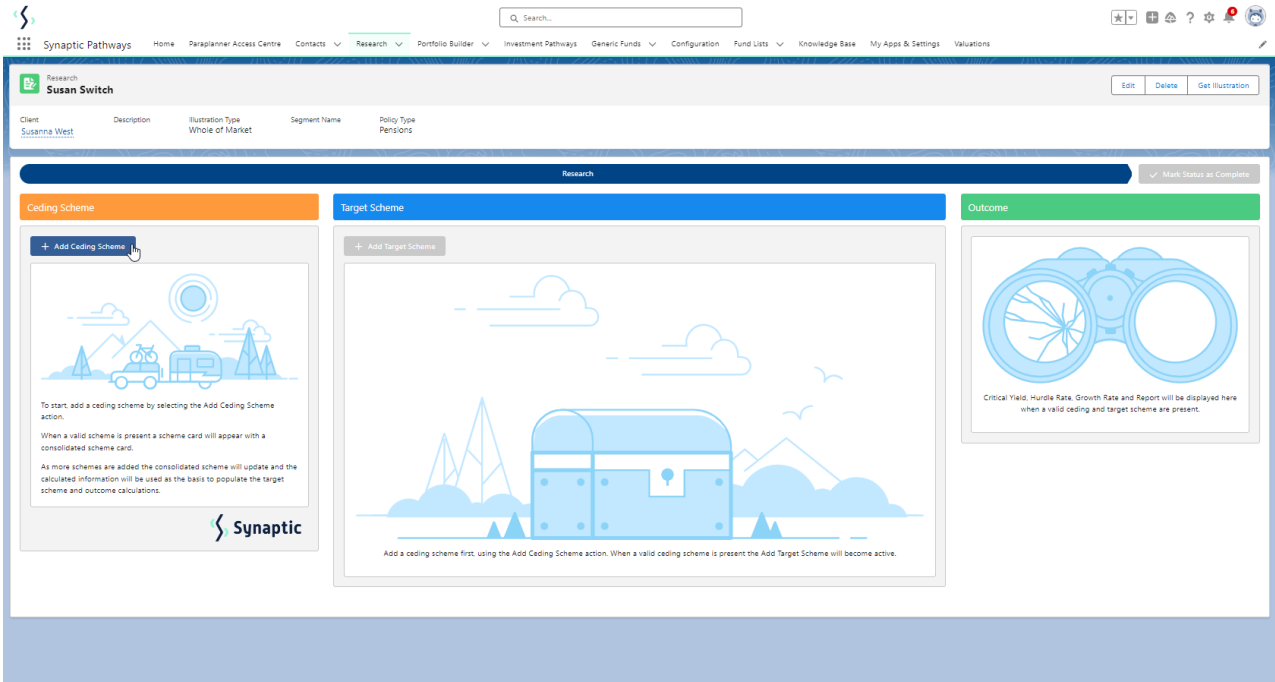


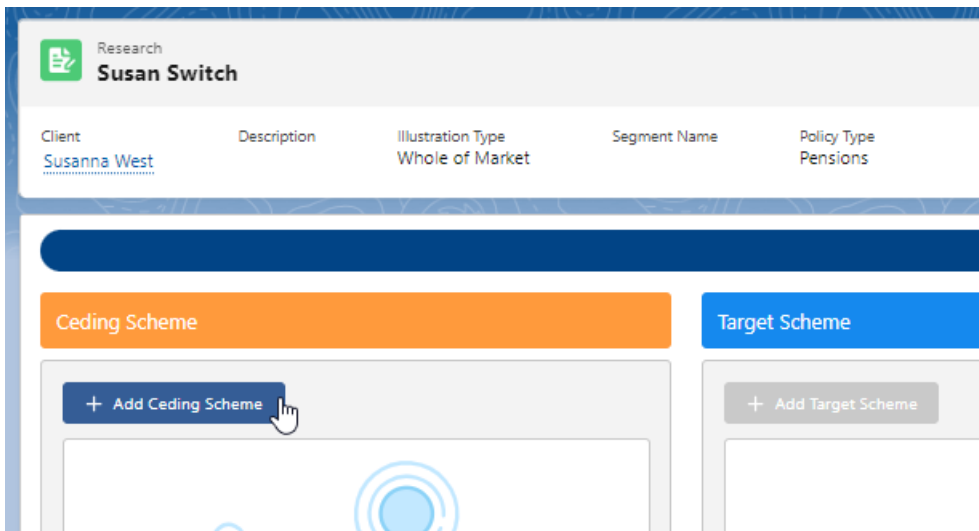
Switching - Add Ceding Scheme

Last Modified on 18/10/2023 11:01 am BST

Once the Research has been created, you can start to add Ceding Schemes to the research. See articles on how to create switching research - [Switching - Creating through the homepage](#), [Switching - Creating in the research tab](#) or [Switching - Creating within a client record](#).



To add a Ceding scheme, click **+ Add Ceding Scheme**:



If you would prefer to use a holding already created on the client record, see article [Switching - Creating a Ceding Scheme from a Holding](#). Alternatively, see further details on how to complete manually:

Complete details of the ceding scheme:

Please note - Ensure the transfer field is completed, this will be used when adding the target scheme.

If you cannot find the provider in the list, either free type the name of the provider in the box or add a generic provider through the holding area. This will allow you to select the provider and product next time. See article [Creating a Generic Holding](#)

If there are any Cost & Charges, click **+Add New**

Enter details of the charge and **Save**

Projections

I know the maturity values Active

Enter the growth rates and maturity values supplied by the current scheme provider. The growth rates supplied will be used to determine the target growth rates for the comparison and the mid growth rate maturity value used in the determining the critical yield.

Low / Medium / High
 Low / Medium
 Medium / High
 Single

* Low Growth Rate %	* Maturity Value £	Reduction in Yield %	Adjusted Maturity Value £
<input type="text" value="-0.50%"/>	<input type="text"/>		
* Mid Growth Rate %	* Maturity Value £	Reduction in Yield %	Adjusted Maturity Value £
<input type="text" value="1.50%"/>	<input type="text"/>		
* High Growth Rate %	* Maturity Value £	Reduction in Yield %	Adjusted Maturity Value £
<input type="text" value="3.00%"/>	<input type="text"/>		

If disabled, this will grey out the maturity value fields in the Projections area further down the screen.

Note: Growth rates may have pulled through if default growth rates have been set in the configuration area. These values can be overridden if needed.

Projections

I know the maturity values Inactive

Enter the growth rates and maturity values supplied by the current scheme provider. The growth rates supplied will be used to determine the target growth rates for the comparison and the mid growth rate maturity value used in the determining the critical yield.

Low / Medium / High
 Low / Medium
 Medium / High
 Single

* Low Growth Rate %	* Maturity Value £	Reduction in Yield %	Adjusted Maturity Value £
<input type="text" value="-0.50%"/>	<input type="text"/>		
* Mid Growth Rate %	* Maturity Value £	Reduction in Yield %	Adjusted Maturity Value £
<input type="text" value="1.50%"/>	<input type="text"/>		
* High Growth Rate %	* Maturity Value £	Reduction in Yield %	Adjusted Maturity Value £
<input type="text" value="3.00%"/>	<input type="text"/>		

Select whether you have a **Low/Medium/High, Low/Medium, Medium/High** or **Single** growth rate:

Projections

I know the maturity values Active

Enter the growth rates and maturity values supplied by the current scheme provider. The growth rates supplied will be used to determine the target growth rates for the comparison and the mid growth rate maturity value used in the determining the critical yield.

Low / Medium / High
 Low / Medium
 Medium / High
 Single

* Low Growth Rate %	* Maturity Value £	Reduction in Yield %	Adjusted Maturity Value £
<input type="text" value="-0.50%"/>	<input type="text"/>		

Complete the Growth Rates & Maturity Values. Once done, **Calculate**.

Projections

I know the maturity values Active

Enter the growth rates and maturity values supplied by the current scheme provider. The growth rates supplied will be used to determine the target growth rates for the comparison and the mid growth rate maturity value used in the determining the critical yield.

* Low Growth Rate %	* Maturity Value £	Reduction in Yield %	Adjusted Maturity Value £
<input type="text" value="-0.50%"/>	<input type="text" value="£199,897.00"/>		
* Mid Growth Rate %	* Maturity Value £	Reduction in Yield %	Adjusted Maturity Value £
<input type="text" value="1.50%"/>	<input type="text" value="£235,000.00"/>		
* High Growth Rate %	* Maturity Value £	Reduction in Yield %	Adjusted Maturity Value £
<input type="text" value="3.00%"/>	<input type="text" value="£286,200.00"/>		

The Reduction in Yield and the Adjusted Maturity Value will be calculated:

Projections

I know the maturity values Active

Enter the growth rates and maturity values supplied by the current scheme provider. The growth rates supplied will be used to determine the target growth rates for the comparison and the mid growth rate maturity value used in the determining the critical yield.

* Low Growth Rate %	* Maturity Value £	Reduction in Yield %	Adjusted Maturity Value £
<input type="text" value="-0.50%"/>	<input type="text" value="£199,897.00"/>	1.76%	£192,803.50
* Mid Growth Rate %	* Maturity Value £	Reduction in Yield %	Adjusted Maturity Value £
<input type="text" value="1.50%"/>	<input type="text" value="£235,000.00"/>	2.03%	£226,565.51
* High Growth Rate %	* Maturity Value £	Reduction in Yield %	Adjusted Maturity Value £
<input type="text" value="3.00%"/>	<input type="text" value="£286,200.00"/>	1.42%	£275,803.99

The details of the ceding scheme are complete. **Save**

This will populate the ceding scheme, including the consolidated scheme area.

Research ✓ Mark Status as Complete

Ceding Scheme	Target Scheme	Outcome
<p>Consolidated Scheme</p> <p>Current Value: £200,000.00 Maturity Value: £226,565.51 Growth Rate (Mid): 1.50% R.Y: 2.03%</p> <p><input type="button" value="+ Add Ceding Scheme"/></p>	<p><input type="button" value="+ Add Target Scheme"/></p> <p style="text-align: center;">Add a target scheme by selecting the Add Target Scheme action.</p>	<p style="text-align: center;">Critical Yield, Hurdle Rate, Growth Rate and Return will be displayed here when a valid ceding and target scheme are present.</p>
<p>Aegon Platform</p> <p>Current Value: £200,000.00 Maturity Value: £226,565.51 Growth Rate (Mid): 1.50% R.Y: 2.03%</p> <p><input checked="" type="checkbox"/></p> <p style="text-align: right;"></p>		

Additional schemes can be added through the **+Add Ceding Scheme** button:

Ceding Scheme



Consolidated Scheme


Current Value	Maturity Value
£200,000.00	£226,565.51
Growth Rate (Mid)	R.I.Y
1.50%	2.03%

+ Add Ceding Scheme

Aegon Platform

Current Value	Maturity Value
£200,000.00	£226,565.51
Growth Rate (Mid)	R.I.Y
1.50%	2.03%



When multiple schemes are added, the consolidated scheme area will update with combined values:



Consolidated Scheme

Current Value	Maturity Value
£252,300.00	£291,987.12
Growth Rate (Mid)	R.I.Y
1.50%	2.82%

+ Add Ceding Scheme



Aegon Platform

Current Value	Maturity Value
£200,000.00	£226,565.51
Growth Rate (Mid)	R.I.Y
1.50%	2.03%

Advance by Embark

Current Value	Maturity Value
£52,300.00	£65,421.61
Growth Rate (Mid)	R.I.Y
1.50%	5.70%

For further information on Switch research, see article [Switching - Add Target Scheme](#)
