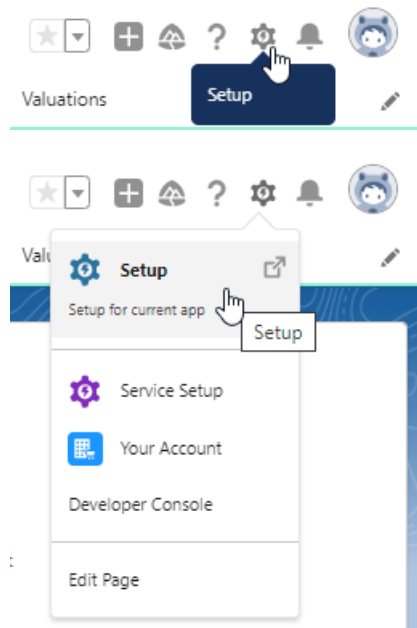


Assigning Whole of Market Permissions

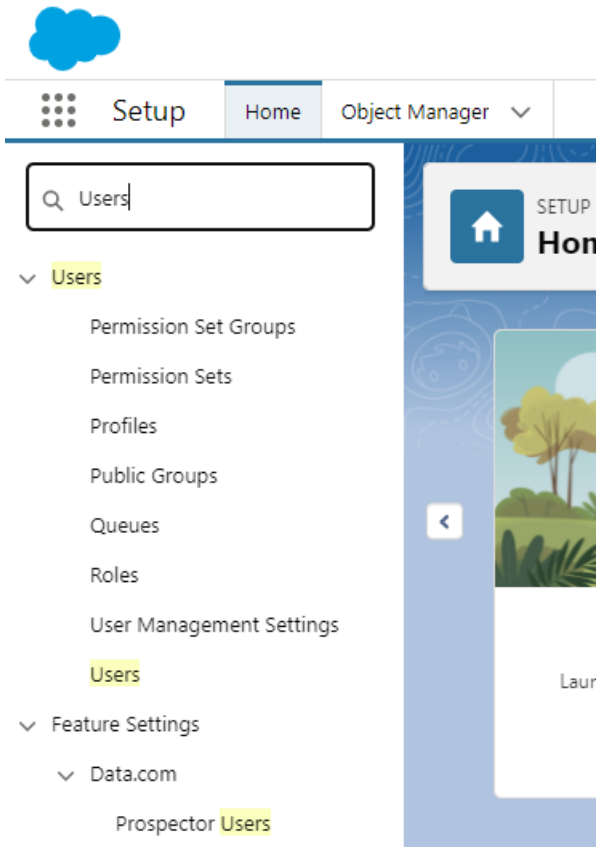
Last Modified on 27/11/2023 11:49 am GMT

As an Administrator, you are able to enable Whole of Market Mode for users.

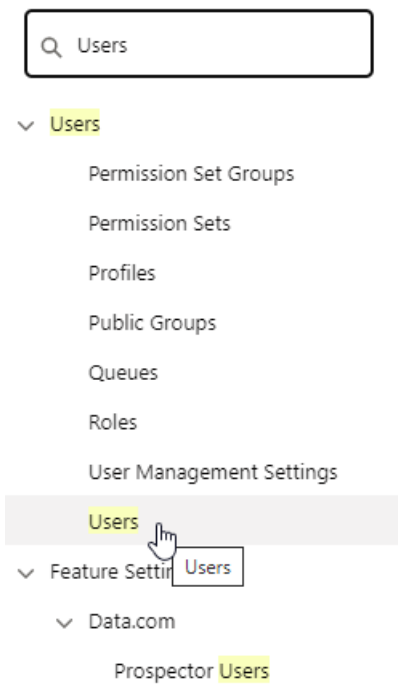
Navigate to Setup at the top right of the screen:



Type **Users** into the **Quick Find** box



Click **Users** under **Users**:



Click into the user you would like to allocate the permission to:

SETUP Users

All Help for this Page

On this page you can create, view, and manage users.

In addition, download SalesforceA to view and edit user details, reset passwords, and perform other administrative tasks from your mobile devices: [iOS](#) | [Android](#)

View: All [Create New View](#)

A | B | C | D | E | F | G | H | I | J | K | L | M | N | O | P | Q | R | S | T | U | V | W | X | Y | Z | Other **All**

| Action | Full Name ↑ | Alias | Username | Last Login | Role | Active | Profile | Manager |
|---|------------------|-------|---|-------------------|------|-------------------------------------|----------------------------------|---------|
| <input type="checkbox"/> Edit | User_Integration | integ | integration@00d0c0000000mtyuao.com | | | <input checked="" type="checkbox"/> | Analytics Cloud Integration User | |
| <input type="checkbox"/> Edit | User_Security | sec | insightssecurity@00d0c0000000mtyuao.com | | | <input checked="" type="checkbox"/> | Analytics Cloud Security User | |
| <input type="checkbox"/> Edit | User_User | UUser | test-v2qz3vvvkeiqz@example.com | 15/11/2021, 18:35 | | <input checked="" type="checkbox"/> | System Administrator | |

New User | [Reset Password\(s\)](#) | [Add Multiple Users](#)

A | B | C | D | E | F | G | H | I | J | K | L | M | N | O | P | Q | R | S | T | U | V | W | X | Y | Z | Other **All**

Edit:

SETUP Users

User
User User

[Permission Set Assignments \(4\)](#) | [Permission Set Assignments: Activation Required \(0\)](#) | [Permission Set Group Assignments \(1\)](#) | [Permission Set License Assignments \(0\)](#) | [Personal Groups \(0\)](#) | [Public Group Membership \(0\)](#) | [Managers in the Role Hierarchy \(0\)](#) | [OAuth Connected Apps \(2\)](#) | [Third-Party Account Links \(0\)](#) | [Installed Mobile Apps \(0\)](#) | [Authentication Settings for External Systems \(0\)](#) | [Login History \(9+\)](#)

User Detail

[Edit](#) | [Sharing](#) | [Change Password](#)

| | | | | |
|---------------------------------|--|-----------------------------------|-------------------------------------|------------|
| Name | User User | Role | User License | Salesforce |
| Alias | UUser | Profile | System Administrator | |
| Email | test-v2qz3vvvkeiqz@example.com | Active | <input checked="" type="checkbox"/> | |
| Username | test-v2qz3vvvkeiqz@example.com | Marketing User | <input checked="" type="checkbox"/> | |
| Nickname | test-v2qz3vvvkeiqz@example.com ⓘ | Offline User | <input checked="" type="checkbox"/> | |
| Title | | Knowledge User | <input type="checkbox"/> | |
| Company | BUILD_3.27.0.1 | Flow User | <input type="checkbox"/> | |
| Department | | Service Cloud User | <input type="checkbox"/> | |
| Division | | Site.com Contributor User | <input type="checkbox"/> | |
| Address | GB | Site.com Publisher User | <input type="checkbox"/> | |
| Time Zone | (GMT+00:00) Greenwich Mean Time (Europe/London) | WDC User | <input type="checkbox"/> | |
| Locale | English (United Kingdom) | Mobile Push Registrations | View | |
| Language | English | Data.com User Type | ⓘ | |
| Delegated Approver | | Accessibility Mode (Classic Only) | <input type="checkbox"/> ⓘ | |
| Manager | | Debug Mode | <input type="checkbox"/> ⓘ | |
| Receive Approval Request Emails | Only if I am an approver | High-Contrast Palette on Charts | <input type="checkbox"/> ⓘ | |
| Federation ID | | | | |

Once within the User account, scroll down to **Additional Information:**

SETUP Users

User Edit User User Help for this Page

User Edit Save Save & New Cancel

General Information Required Information

First Name Role
 Last Name User License
 Alias Profile
 Email Active
 Username Marketing User
 Nickname Offline User
 Title Knowledge User
 Company Flow User
 Department Service Cloud User
 Division Site.com Contributor User
 Site.com Publisher User
 WDC User
 Data.com User Type
 Data.com Monthly Addition Limit
 Accessibility Mode (Classic Only)
 High-Contrast Palette on Charts
 Debug Mode
 Send Apex Warning Emails
 Make Setup My Default Landing Page
 Quick Access Menu
 Development Mode
 Show View State in Development Mode

Tick the **Whole of Market Mode Permission** box:

SETUP Users

End of day
 Individual

Mailing Address

Street
 City
 State/Province
 Zip/Postal Code
 Country

Single Sign On Information

Federation ID

Additional Information

Whole of Market Mode Permission

Locale Settings

Time Zone
 Locale
 Language

Approver Settings

Delegated Approver
 Manager
 Receive Approval Request Emails

Save Save & New Cancel

Save:

Save Save & New Cancel

The user can now override the use of a segment and complete Whole of Market research.