

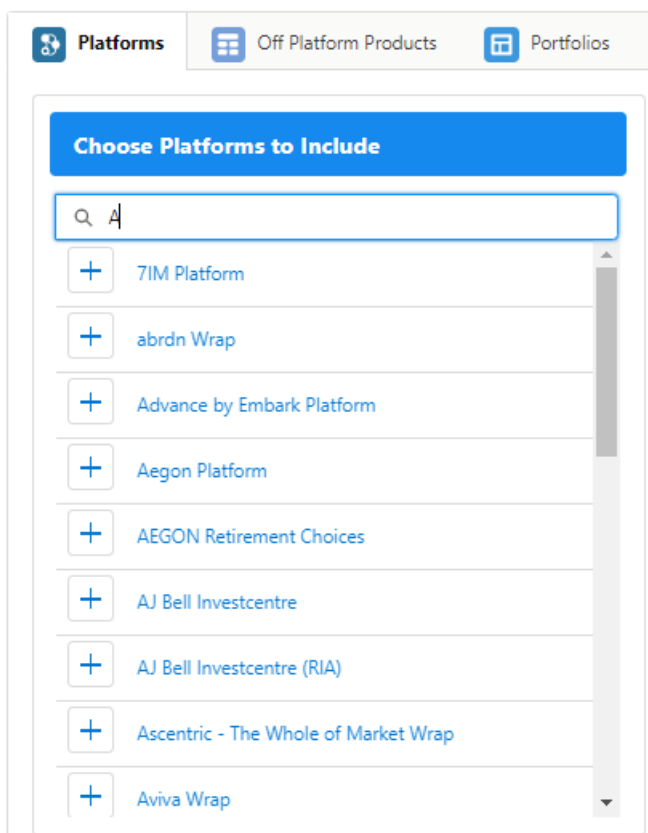
# Central Investment Proposition - Adding On Platform Products

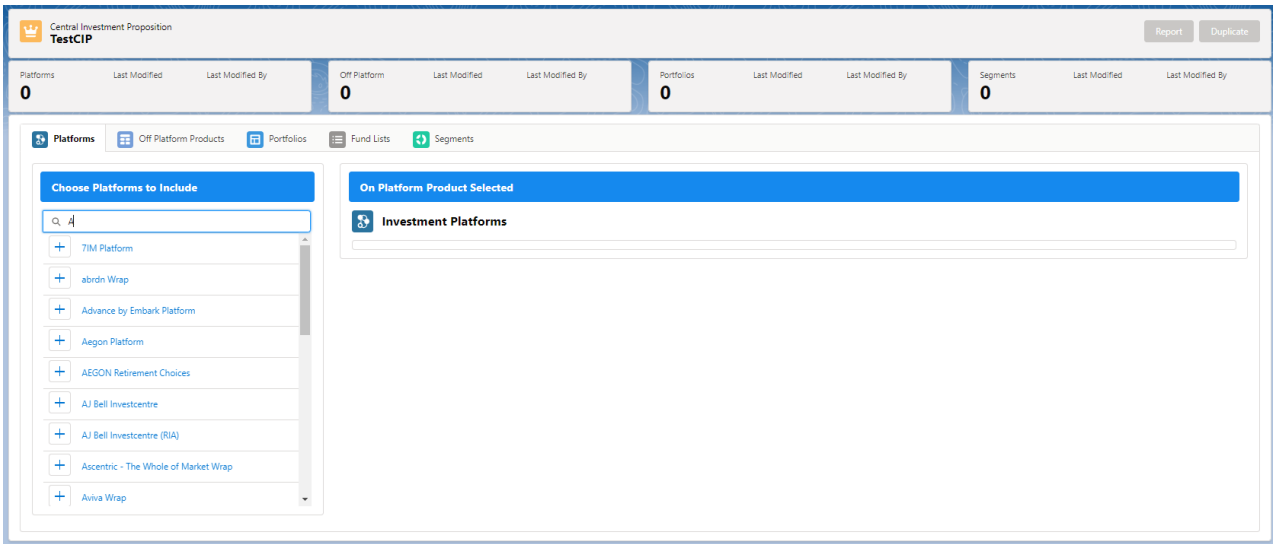
Last Modified on 24/11/2023 12:04 pm GMT

For details on how to Create a Central Investment Proposition, see previous article [Creating a Central Investment Proposition](#)

We have created our CIP, we can now add on platforms to include in the Central Investment Proposition.

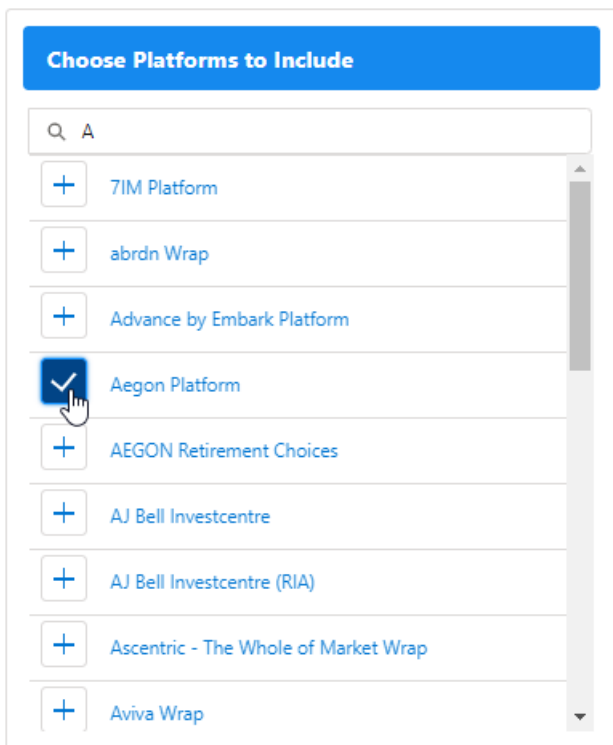
Use the search box on the left side of the screen to search On Platform products:





Select the product to add it to the Investment Platform area.

The On Platform Product Selected area will list the Platform, with products available under the Platform:



The screenshot shows the 'On Platform Product Selected' interface. On the left, there is a 'Choose Platforms to Include' panel with a search bar and a list of platforms. The 'Aegon Platform' is selected. On the right, the 'Investment Platforms' section shows a table of products under the 'Aegon Platform'.

| Product Name                              | Basis                            | Product Type                     | Included | Reason |
|---|----------------------------------|----------------------------------|----------|--------|
| 1 Aegon ISA                               | ISA                              | Individual Savings Accounts      | ✓        |        |
| 2 Aegon SIPP                              | Full                             | Self Invested Personal Pension   | ✓        |        |
| 3 Aegon SIPP Income Drawdown              | Income Drawdown                  | Income Drawdown                  | ✓        |        |
| 4 AJ Bell Investcentre SIPP               | Full                             | Self Invested Personal Pension   | ✓        |        |
| 5 Cofunds Pension Account                 | Full                             | Self Invested Personal Pension   | ✓        |        |
| 6 Cofunds Pension Account                 | Personal Pension (Fully Insured) | Personal Pension (Fully Insured) | ✓        |        |
| 7 Cofunds Pension Account Income Drawdown | Income Drawdown                  | Income Drawdown                  | ✓        |        |

An Inclusion reason can be added by clicking the **+ Add Reason for Inclusion:**

This screenshot shows the 'Aegon Platform' section with the '+ Add Reason for Inclusion' button highlighted. A tooltip labeled 'Inclusion Reason' is visible over the button. Below the button, a table header is shown:

| Product Name | Inclusion Reason |
|--------------|------------------|
| 1 Aegon ISA  |                  |

The 'Provide Reason for Selection' dialog box is shown. It contains a text input field with the placeholder text 'Platform Reason for Selection Text'. At the bottom, there are 'Cancel' and 'Save' buttons. The 'Save' button is being clicked.

The reason for Inclusion will appear on the screen:

This screenshot shows the 'Aegon Platform' section with the 'Platform Reason for Selection Text' now appearing in the 'Inclusion Reason' column of the product table:

| Product Name | Inclusion Reason |
|--------------|------------------|
| 1 Aegon ISA  |                  |
| 2 Aegon SIPP |                  |

To start entering details into the CIP, see article [Central Investment Proposition - Adding Off Platform Products](#)